

1

(Moderato) (Умеренно)

Ф-п. (mf)

1) 2) 2 3 2 2 3 2

1) 2) 2 3 2

3 2 3 1 2 4 8

(p)

2 3 2

(cresc.)

1) Эту инвенцию (как шестнадцатые, так и восьмые) следует исполнять legato.

2) Почти во всех изданиях-♯. У Баха мордент не перечеркнут.

3) Эти две восьмые (до и соль) лучше играть non legato
 М. 19557 г.

(Andante) (Текуче)

2) (p)

3)

4) (simile)

5)

6)

7) (simile)

8)

1) Эта инвенция имеет каноническую форму. Нижний голос вступает на два такта позже верхнего и буквально повторяет (октавой ниже) его партию. В одиннадцатом такте каноническое построение начинается вновь в тональности доминанты (соль минор). Голоса перемещаются: начинает нижний голос, а верхний вступает двумя тактами позже (двойной контрапункт октавы). При вступлении темы в нижнем голосе первые два звука изменены (ми бемоль-фа вместо соль-фа диез). При появлении темы в нижнем голосе (11-й и 12-й такты) в верхнем голосе - свободный (не канонический) контрапункт. Последние шесть тактов инвенции представляют собой свободное (не каноническое) заключение на том же тематическом материале

2) Эту инвенцию следует всю играть legato.

3) Возможное облегчение:

4) Облегчение:

5) Эту синкопу лучше отделить от предыдущей восьмой.

6) Облегчение:

7) Облегчение:

8) Облегчение:


9) 5) 10) 11) 12) 13) 14) (p) (mf) (mf) (simile) 5)

9) Эта баховская лига явно указывает на такой штрих: 

10) Облегчение: 

11) Облегчение: 

12) Это ми бемоль во время треля левой руки приходится снимать.

13) Облегчение: 

14) Трель так же как при 3 и 11

4) (simile)

5)

8)

8)

8)

8)

4)
3 2
1 2 3 4
(poco rit.)
11)

3

(Moderato) (Умеренно)
(mf)
1)
2)
3)
4)
(V)

2) (p)
(mf)

(mf)
(p)

1) Бах начинает лигу всякий раз второй шестнадцатой.

2) Восьмые в этой инвенции следует играть non legato

3) Облегчение:

First system of musical notation. Treble clef, key signature of two sharps (F# and C#). The system contains two staves. The first staff has notes with fingerings 3, 4, 5, 5, 2, 4, 1. The second staff has notes with fingerings 1, 4, 1, 4. Dynamic markings include *(mf)* and *(f)*. A crescendo hairpin is also present.

Second system of musical notation. Treble clef, key signature of two sharps. The system contains two staves. The first staff has notes with fingerings 3, 4, 1, 3, 4, 1, 4, 1. The second staff has notes with fingerings 5, 1, 3, 2, 1, 4, 1, 2, 1, 1, 4, 1, 5. Two inset diagrams are present: 4) shows a sequence of notes with fingerings 3, 2, 1, 2, 3, 2; 5) shows a sequence of notes with fingerings 3, 2, 3, 2. Dynamic markings include *(p)* and a crescendo hairpin.

Third system of musical notation. Treble clef, key signature of two sharps. The system contains two staves. The first staff has notes with fingerings 1, 4, 5, 1, 4. The second staff has notes with fingerings 1, 4, 1, 4, 1, 4, 1, 4. Dynamic markings include *(p)* and *(cresc.)*.

Fourth system of musical notation. Treble clef, key signature of two sharps. The system contains two staves. The first staff has notes with fingerings 5, 1, 4, 1, 3, 4, 2. The second staff has notes with fingerings 5, 1, 4, 1, 4, 1, 4, 1, 4, 3, 2. Dynamic markings include *(cresc.)* and *(mf)*. An inset diagram shows a sequence of notes with fingerings 3, 2, 3, 2.

Fifth system of musical notation. Treble clef, key signature of two sharps. The system contains two staves. The first staff has notes with fingerings 4, 1, 4, 5, 1, 5, 3, 2, 1, 3, 2. The second staff has notes with fingerings 1, 4, 1, 4, 1, 4, 1, 4, 1, 4, 1, 4. Dynamic markings include *(p)* and *(cresc.)*. An inset diagram shows a sequence of notes with fingerings 4, 3, 1, 2.

* Итальянско:

Итальянско:

Итальянско:

1) 3 2 1 2

1 2 4 8 5 1 8

f *(mf)*

3) 1 8 4

(mf) *(p)*

(p)

5 1 3 5 4 5 1 5

f *(mf)*

(p)

7) Облегчение:

(Allegro) (Скоро)

The musical score is written for piano and consists of six systems of staves. The first system includes dynamic markings *(p)* and *(mf)*. The second system includes *(dimin.)*. The third system includes *(p)*. The score features various musical notations, including notes, rests, and fingerings. There are also some technical annotations like "и т. д." and "232".

1) Эта инвенция имеет характер трехдольного танца.
 2) Восьмые следует играть poco staccato.

Musical score system 1, first system. Treble clef, bass clef. Dynamics: *(mf)*, *(dimin.)*, *(p)*. Includes fingerings (1-5) and a trill exercise: $\begin{matrix} 3 & 3 & 3 \\ \text{trill} \end{matrix}$. Russian text: И т. д.

Musical score system 2, second system. Treble clef, bass clef. Dynamics: *(cresc.)*, *(f)*. Includes fingerings (1-5) and a trill exercise: $\begin{matrix} 2 & 1 & 5 \\ \text{trill} \end{matrix}$.

Musical score system 3, third system. Treble clef, bass clef. Dynamics: *(dim.)*, *(p)*. Includes fingerings (1-5).

Musical score system 4, fourth system. Treble clef, bass clef. Dynamics: *(f)*, *(f)*. Includes fingerings (1-5).

Musical score system 5, fifth system. Treble clef, bass clef. Dynamics: *(poco rit.)*. Includes fingerings (1-5).

3) В трели, разумеется, фа, а не фа-диез (как указано в некоторых изданиях).

(Allegro risoluto) (Скоро и решительно)

1. Аккорды и четверти в этой инвенции следует играть non legato.
 2. В некоторых списках в этой инвенции украшений (кроме заключительной трели) нет совсем.

The first system of the piano score consists of two staves. The right hand (treble clef) begins with a whole rest, followed by eighth-note chords: F4 (finger 2), G4 (finger 3), A4 (finger 3), and B4 (finger 3). A triplet of eighth notes (B4, A4, G4) is marked with a '3' above it. The piece continues with eighth-note chords: C5 (finger 1), D5 (finger 3), E5 (finger 3), and F5 (finger 4). The system concludes with a descending eighth-note scale: E5 (finger 1), D5 (finger 5), C5 (finger 4), B4 (finger 3), A4 (finger 2), G4 (finger 1), and F4 (finger 1).

The second system continues the right-hand melody with eighth-note chords: G4 (finger 1), A4 (finger 5), B4 (finger 3), and C5 (finger 2). This is followed by another triplet of eighth notes (B4, A4, G4) with a '3' above it. The piece then moves to a new set of eighth-note chords: F4 (finger 5), E4 (finger 3), D4 (finger 3), and C4 (finger 2). The system ends with a descending eighth-note scale: B3 (finger 5), A3 (finger 3), G3 (finger 3), F3 (finger 2), E3 (finger 1), D3 (finger 1), and C3 (finger 1).

The third system features eighth-note chords in the right hand: D4 (finger 1), C4 (finger 4), B3 (finger 3), and A3 (finger 2). This is followed by another set of eighth-note chords: G3 (finger 5), F3 (finger 4), E3 (finger 2), and D3 (finger 3). The system concludes with a descending eighth-note scale: C3 (finger 5), B2 (finger 4), A2 (finger 2), G2 (finger 3), F2 (finger 1), E2 (finger 1), and D2 (finger 1).

The fourth system continues with eighth-note chords in the right hand: C3 (finger 1), B2 (finger 4), A2 (finger 2), and G2 (finger 3). This is followed by another set of eighth-note chords: F2 (finger 5), E2 (finger 4), D2 (finger 2), and C2 (finger 3). The system concludes with a descending eighth-note scale: B1 (finger 5), A1 (finger 4), G1 (finger 2), F1 (finger 3), E1 (finger 1), D1 (finger 1), and C1 (finger 1).

The fifth system features eighth-note chords in the right hand: B1 (finger 1), A1 (finger 3), G1 (finger 5), and F1 (finger 3). This is followed by another set of eighth-note chords: E1 (finger 1), D1 (finger 3), C1 (finger 5), and B0 (finger 3). The system concludes with a descending eighth-note scale: A0 (finger 1), G0 (finger 3), F0 (finger 5), E0 (finger 3), D0 (finger 1), C0 (finger 1), and B0 (finger 1).

Музыкальный мир

3) Вероятно, опечатка и должно быть:

(Andante) (Текучо)

1) Этот голос следует играть legato.

2) Синкопированный голос следует всё время играть non legato.

3) Здесь (и в аналогичных местах) естественны такие лиги:

4) Во всех подобных местах следует играть так:

First system of the musical score. The treble clef staff contains a melodic line with notes and rests, starting with a dynamic marking of *p*. The bass clef staff contains a bass line with numerous fingerings indicated by numbers 1 through 5. The key signature has two sharps (F# and C#).

Second system of the musical score. The treble clef staff continues the melodic line with complex fingerings and includes a dynamic marking of *(più p)*. The bass clef staff continues the bass line with fingerings. The key signature remains two sharps.

Third system of the musical score. The treble clef staff features a highly technical passage with many notes and complex fingerings. The bass clef staff continues the bass line with fingerings. The key signature remains two sharps.

Fourth system of the musical score. The treble clef staff continues the melodic line with fingerings. The bass clef staff continues the bass line with fingerings. The key signature remains two sharps.

Fifth system of the musical score. The treble clef staff continues the melodic line with fingerings. The bass clef staff continues the bass line with fingerings. The key signature remains two sharps.

Здесь следует слегка показать в нижнем голосе секвенцию:

A short musical example in the bass clef staff, showing a sequence of notes (F#, G, A, B, C, D, E, F#) with a dynamic marking of *p*. This is the sequence mentioned in the text.

First system of musical notation, consisting of a treble and bass staff. The treble staff contains a melodic line with various intervals and rests. The bass staff contains a supporting line with some chords and rests. Fingering numbers (1, 2, 3, 4, 5) are placed above and below notes.

Second system of musical notation, continuing the piece. It features more complex rhythmic patterns and fingering instructions in both staves.

Third system of musical notation, showing further development of the musical themes. The bass staff has a more active role with moving lines.

Any-notes.com

Fourth system of musical notation, including a measure with a '4)' marking in the bass staff, possibly indicating a fourth fingering or a specific technique.

Fifth system of musical notation, featuring a measure with a '5' marking in the treble staff, likely indicating a fifth fingering.

Sixth system of musical notation, concluding the piece with a double bar line and repeat dots. Fingering numbers are visible throughout.

Moderato)(Умеренно)

Эту левенцию следует играть legato.

1) Подгачение:

2) Подгачение:

и т.д. Конец трели:

The musical score consists of four systems, each with a treble and bass staff. The key signature is G major (one sharp). The first system includes dynamics *(f)* and *(mf)*. The second system includes a dynamic marking *(p)*. The third system includes a dynamic marking *(p)*. The fourth system includes dynamics *(f)* and *(dimin.)*, and a marking *arco*. Technical markings include *(tr)* and *и т.д.* (and so on). Fingerings are indicated by numbers 1-5. There are also small diagrams of fingerings at the top of each system.

4) Эти восьмые лучше играть non legato.

5) Облегчение.  и т.д. Конец трели: 

6) Бишоф (издание Штейнгребера) указывает, что в издании Баховского общества здесь, очевидно, ошибочно - ре диез, так как во всех авторских рукописях здесь ре.


Musical score for the first system, featuring treble and bass staves. Dynamics include *(p)*, *(cresc.)*, *(dimin.)*, *(p)*, and *(cresc.)*. Fingerings are indicated by numbers 1-5. A small inset shows a triplet of notes with fingerings 1 2 1 5.

8

(Vivace) (Живо)

Musical score for the second system, starting with a *(Vivace) (Живо)* tempo. Dynamics include *(f)* and *(diminuendo)*. Fingerings are indicated by numbers 1-5. A small inset shows a triplet of notes with fingerings 3 2.

7) Эту синкопу лучше отделить от предыдущей восьмой.

8) Эти три ноты  следует исполнять non legato.

9) Восьмые в этой инвенции следует играть staccato.

First system of musical notation. The treble clef staff contains a melodic line with fingerings 2, 1, 4, 1, 3, 1, 3, 1, 4, 1, 4, 3, 1, 4. The bass clef staff contains a bass line with fingerings 4, 1, 2, 3. Dynamics include *(p)* and *(cresc.)*.

Second system of musical notation. The treble clef staff contains a melodic line with fingerings 1, 4, 1, 5, 1, 2, 1, 5, 1, 4. The bass clef staff contains a bass line with fingerings 4, 1, 3, 1, 4, 1, 2, 3, 5, 1, 2, 1, 5, 3, 5, 3. Dynamics include *(f)*.

Third system of musical notation. The treble clef staff contains a melodic line with fingerings 1, 2, 3, 5, 3, 1, 4, 1, 4, 1, 2, 1, 5, 1, 1, 1. The bass clef staff contains a bass line with fingerings 1, 4, 1, 4, 1, 4, 1, 0, 1, 4. Dynamics include *(mf)*.

Fourth system of musical notation. The treble clef staff contains a melodic line with fingerings 1, 1, 2, 3, 5, 3, 1, 4, 1, 1, 4, 1, 4, 1, 5, 1. The bass clef staff contains a bass line with fingerings 4, 1, 4, 1, 3, 5, 1, 9, 5, 2, 1, 4, 1, 4, 1. Dynamics include *(f)*.

Fifth system of musical notation. The treble clef staff contains a melodic line with fingerings 4, 1, 2, 2, 5, 1, 3, 2, 5, 1, 1, 2. The bass clef staff contains a bass line with fingerings 4, 5, 4, 4, 5, 4, 2, 1, 8, 1, 5, 3. Dynamics include *(p)*.

First system of musical notation. Treble clef, bass clef. Includes fingerings (3, 5, 1, 1, 3, 5, 1, 1, 2, 4, 2, 1, 8, 5) and dynamics *(mf)*.

Second system of musical notation. Treble clef, bass clef. Includes fingerings (4, 2, 8, 8, 2, 5, 8, 5, 2, 1, 8, 8) and dynamics *(f)* and *(dimin.)*.

Third system of musical notation. Treble clef, bass clef. Includes fingerings (1, 8, 8, 1, 5, 4, 5, 2, 1, 4, 1, 8, 1) and dynamic *(p)*.

Fourth system of musical notation. Treble clef, bass clef. Includes fingerings (8, 1, 4, 1, 1, 4, 1, 2, 1, 2, 1, 2, 1, 1, 1, 8) and dynamic *(cresc.)*.

Fifth system of musical notation. Treble clef, bass clef. Includes fingerings (1, 4, 1, 5, 1, 1, 2, 5, 1, 4, 5, 2, 1, 5, 2, 1, 1) and dynamic *(f)*.

(Andante) (Текуче)

The musical score is written for a single instrument, likely a piano, in G minor (three flats) and 3/4 time. It is divided into four systems, each with a treble and bass staff. The tempo is marked 'Andante' and the character 'Текуче' (flowing). The dynamics are indicated as *p* (piano), *mf* (mezzo-forte), and *f* (forte). The score features complex rhythmic patterns, including eighth and sixteenth notes, often grouped with slurs and fingerings (1-5). There are also some rests and phrasing slurs. A large watermark 'Any-notes.com' is visible across the middle of the page.

1) В этой инвенции Бах обозначил довольно подробно лигатуру, из которой видно, что общий характер её исполнения должен быть legato. Те места, где legato с моей точки зрения должно быть прервано, отмечены мною в примечаниях.

2) Синкопу лучше отделить от предыдущей восьмой.

3) Эти две восьмые лучше играть non legato.

М. 19557 П

Муз-звук.рф

3) 2) 1) 3) 5) 4) 2)

ИЛИ:

3 2 1 2 3 2 1 2 3 2 1 2 3 2 1 2 3 2

2) 4) 3) 1) 4) 2) 3) 5) 3) 1) 3)

1) 3) 1) 4) 2) 1) 2) 3) 1) 5) 1) 2) 3) 1)

4) 3) 3) 1) 3) 5) 1) 3)

2) 4

(mf)

1 3 1 2 1 8 5 8

(f)

1 3 2 4 2) 5

(f)

(poco a poco dimin.)

2) 2) 5

2) 2) 5

(p)

ИЛИ:


1 4 1 2 5 1

3 3 3 8 2 1 2


3 5 1 2

(Allegro non troppo) (Не слишком скоро)

The musical score is written for piano and consists of four systems of staves. Each system contains a treble and bass staff joined by a brace. The music is in a key with one sharp (F#) and a 3/4 time signature. The tempo is marked as *Allegro non troppo* with the Russian translation *(Не слишком скоро)*. The first system begins with a dynamic marking of *(mf)* and the instruction *(non troppo legato)*. The score includes various musical notations such as eighth and sixteenth notes, rests, and slurs. Fingerings are indicated by numbers 1-5 above or below notes. There are several trills marked with a wavy line. The second system features a *(cresc.)* marking. The third system includes a *(f)* marking. The fourth system starts with a *(p)* marking and a hairpin crescendo symbol. The score concludes with a final note on the treble staff.

ИЛИ:  И Т. Д.





2 1 2
3

3
3 4 3

2 4 3


(poco a poco cresc.)

5 3 1 4 5 3

ИЛИ:  И Т. Д.



3
3 2 3 2




5 4 2 1

3 1 2 И Т. Д.

3
2 3 2 5

3 3 3
5 3 5 3 3 2 3 5 3 5



1 5

(f)

1 3 5 2 4 1 4 2 5

1 2 5 3 1 2 4 4 3 5 1 3 5



3 1 2 4 1 3 2 5 3 1 4

1 2 1 3
3


1 2 1
3

5 1 4

Moderato (Умеренно)

The musical score is written for piano in a moderate tempo. It consists of five systems of two staves each. The first system begins with a piano (*p*) dynamic. The score includes various musical notations such as notes, rests, and fingerings. There are several trills and slurs throughout the piece. Dynamics include *p*, *mf*, and *cresc.* There are also performance instructions like 'legato' and 'portamento' mentioned in the footnotes. The score includes several trills and slurs.

1) В этой инвенции шестнадцатые следует играть legato, а восьмые-портamento.

2) Здесь так: 

3) В некоторых списках в этой инвенции имеется только одно украшение, ниже отмеченное.

4) Эти две восьмые лучше играть legato.

System 1: Treble and bass clefs. Treble clef has fingerings 8, 2, 3 and 2, 3, 2. Bass clef has fingerings 2), 5, 3, 1, 4, 4, 4, 4, 2. Dynamics include *(mf)*. Includes a trill in the treble clef.

System 2: Treble and bass clefs. Treble clef has fingerings 5, 2, 4, 2, 3, 5, 1, 2, 1, 1. Bass clef has fingerings 3, 4, 1, 3, 2, 1, 3, 1, 5, 1, 3, 1, 2, 1, 1. Dynamics include *(p)*. Includes a trill in the treble clef.

System 3: Treble and bass clefs. Treble clef has fingerings 1, 3, 1, 1, 5, 5, 3, 1, 4, 3, 5, 4. Bass clef has fingerings 4), 3, 5, 3, 2, 2, 1, 2, 2, 1. Dynamics include *(cresc.)*.

System 4: Treble and bass clefs. Treble clef has fingerings 3, 1, 3, 4), 1, 2, 1, 5, 4, 2. Bass clef has fingerings 2, 5, 1, 2, 4, 1, 5, 3, 1, 3, 1, 3, 5, 5. Dynamics include *(p)*. Includes a trill in the treble clef.

System 5: Treble and bass clefs. Treble clef has fingerings 1, 3, 5), 4, 3, 1, 4, (3), (3). Bass clef has fingerings 3, 1, 3, 5, 5, 2, 1, 2, 4, 1, 5, 4, 1. Includes a trill in the treble clef.

5) См. примечание 3.

5 8 4 2 3 2 1 5 8 4 2 3 2 1

(cresc.) 2 3 2 1 2 1

3) 2) 2)

(mf)

(poco rit.)

(dim.)

823

Any-notes.com

(Allegro) (Скоро)

3 3 3 3 2 3 1 2 3 2 3 2 2 1 2

(S)

1) 3 2 1 3 4 2 3 5 2 5 3 5 2

3 2 5 3 1

1. В этой инвенции шестнадцатые следует играть legato, а восьмые - poco staccato.

2. Эт. Двухголосные инвенции

М. 19557 П

Musical notation system 1, consisting of a treble and bass clef. The treble clef staff contains a sequence of notes with fingerings: 3, 1, 4, 3, 5, 1, 3, 5, 1, 4. The bass clef staff contains a sequence of notes with fingerings: 2, 3, 2, 2, 3, 2, 3, 2, 1, 2, 1, 2. There are also some trills and slurs in the bass line.

Musical notation system 2, consisting of a treble and bass clef. The treble clef staff contains a sequence of notes with fingerings: 1, 4, 2, 1, 3, 5, 3, 2, 1, 3. The bass clef staff contains a sequence of notes with fingerings: 3, 4, 1, 1, 2, 3, 2, 1, 3, 3, 1, 2.

Musical notation system 3, consisting of a treble and bass clef. The treble clef staff contains a sequence of notes with fingerings: 3, 2, 3, 2, 3, 2, 3, 1, 3. The bass clef staff contains a sequence of notes with fingerings: 3, 1, 3, 2, 3, 1, 3, 1, 3, 1, 3, 4.

Musical notation system 4, consisting of a treble and bass clef. The treble clef staff contains a sequence of notes with fingerings: 1, 3, 4, 3, 2, 4, 3, 3. The bass clef staff contains a sequence of notes with fingerings: 3, 3, 1, 3, 1, 1, 3, 3, 2, 1, 3. There is a slur over the final two notes of the treble staff.

Musical notation system 5, consisting of a treble and bass clef. The treble clef staff contains a sequence of notes with fingerings: 2, 1, 3, 2, 1, 3, 2, 1, 3, 2. The bass clef staff contains a sequence of notes with fingerings: 3, 3, 3, 3, 3, 3, 3, 3, 3, 3, 3, 3. The system starts with a dynamic marking of *(p)*.

Musical notation for the first system, including treble and bass staves with notes and fingerings.

(cresc.)

1 2 3 2 3 2 2 1 3

Musical notation for the second system, including treble and bass staves with notes and fingerings.

(mf)

Musical notation for the third system, including treble and bass staves with notes and fingerings.

Musical notation for the fourth system, including treble and bass staves with notes and fingerings.

(mf)

Musical notation for the fifth system, including treble and bass staves with notes and fingerings.

(f)

First system of musical notation. Treble clef, key signature of two sharps (F# and C#). Fingerings: 1 3 4, 2 4 5 2, 1 2 4. Includes a slur over the first two measures.

Second system of musical notation. Treble clef. Fingerings: 1 3, 1 4. Includes a slur over the first two measures and a dynamic marking *(f)*. Includes two small inset diagrams showing fingerings: 3 2 3 and 3 2 3.

Third system of musical notation. Treble clef. Fingerings: 2 1 2, 2 1 2. Includes two small inset diagrams showing fingerings: 2 1 2 and 2 1 2.

Fourth system of musical notation. Treble clef. Fingerings: 5 4. Includes a slur over the first two measures and a dynamic marking *(p)*.

Fifth system of musical notation. Treble clef. Includes a slur over the last two measures.

System 1: Treble clef with notes and fingerings (4, 1, 3, 5, 3, 1, 3, 5, 1, 4, 1, 4, 1, 4). Bass clef with notes and fingerings (1, 1). Includes a dynamic marking *(f)* and two trill exercises with fingerings (2 3 2 and 2 3 2).

System 2: Treble clef with notes and fingerings (1, 3, 2), (2) 5, 4, 1, 5, 1, 5, 1. Bass clef with notes and fingerings (3, 1, 3), (4, 5, 3, 1), (4, 3, 1).

System 3: Treble clef with notes and fingerings (5, 1, 2, 1, 3, 5, 1, 4, 2, 5, 3, 1, 4). Bass clef with notes and fingerings (1, 3, 1, 3, 4), (1, 2, 1), (3, 2, 1, 2, 1, 2), (2, 3, 1). Includes a trill exercise with fingerings (1 2 1).

System 4: Treble clef with notes and fingerings (3, 1, 3, 1, 4), (5, 3, 1). Bass clef with notes and fingerings (2, 1, 3, 5), (1, 5, 3, 5), (5, 2). Includes a dynamic marking *(poco rit.)*.

Эти триллы, поставленные Бахом, следует точно выполнять.

М. 19557 Г.


Мир-звук.рф

(Allegretto) (Довольно скоро)

1) *(p)*

2) *(mf)*

1) В этой инвенции шестнадцатые следует играть legato, а восьмые - non legato.

2) Здесь рекомендуется следующая лига:  и т. д.

First system of musical notation. Treble clef, bass clef. Includes dynamic markings: *(dimin.)* and *(più p) (poco a poco)*. Fingerings are indicated with numbers 1-5.

Second system of musical notation. Treble clef, bass clef. Includes dynamic markings: *cresc.)*, *(f)*, and *(poco rit.)*. A slur is present over the final notes of the treble staff. Fingerings are indicated with numbers 1-5.

14

(Andante con moto) (Довольно подвижно)

Third system of musical notation. Treble clef, bass clef. Includes dynamic marking: *(mf)*. A circled number '1)' is written above the first measure of the treble staff. Fingerings are indicated with numbers 1-5.

Fourth system of musical notation. Treble clef, bass clef. Includes dynamic marking: *(p)*. Fingerings are indicated with numbers 1-5.

Fifth system of musical notation. Treble clef, bass clef. Includes dynamic marking: *(mf)*. A slur is present over the final notes of the treble staff. Fingerings are indicated with numbers 1-5.

1) Эту инвенцию следует всю играть legato.

First system of musical notation. Treble clef, bass clef, 7/8 time signature, key signature of one flat. The treble staff contains a melodic line with notes and rests. The bass staff contains a complex accompaniment with many beamed notes and fingerings (1, 2, 3, 4, 5).

Second system of musical notation. Treble clef, bass clef, 7/8 time signature, key signature of one flat. The treble staff has melodic lines with slurs and fingerings. The bass staff has accompaniment with slurs and fingerings.

Third system of musical notation. Treble clef, bass clef, 7/8 time signature, key signature of one flat. The treble staff has melodic lines with slurs and fingerings. The bass staff has accompaniment with slurs and fingerings. Dynamic markings *(p)* and *(cresc.)* are present.

Fourth system of musical notation. Treble clef, bass clef, 7/8 time signature, key signature of one flat. The treble staff has melodic lines with slurs and fingerings. The bass staff has accompaniment with slurs and fingerings. Dynamic marking *(f)* is present.


Fifth system of musical notation. Treble clef, bass clef, 7/8 time signature, key signature of one flat. The treble staff has melodic lines with slurs and fingerings. The bass staff has accompaniment with slurs and fingerings. Dynamic marking *(mf)* is present.

15

(Allegretto) (Довольно скоро)

2) Синкопу следует отделить от предыдущей восьмой.

1) В этой инвенции шестнадцатые следует играть legato, а восьмые poco staccato.



Musical score system 1. Treble clef: *(mf)*, *(simile)*. Bass clef: *(mf)*. Includes fingerings and dynamic markings.

Musical score system 2. Treble clef: *(p)*. Bass clef: *(p)*. Includes fingerings and dynamic markings.

Musical score system 3. Treble clef: *(p)*, *(f)*. Bass clef: *(p)*, *(f)*. Includes fingerings and dynamic markings.



Musical score system 4. Treble clef: *(mf)*. Bass clef: *(mf)*. Includes fingerings and dynamic markings.

3 Облегчение:

СИМФОНИИ (Инвенции)

1

1) (Andante con moto) (ДОВОЛЬНО ПОДВЯЖНО)

2)
(p)

5

3)
(mf)

4)
(p) (cresc.)

5)
(f)

1 Темп этой симфонии обычно обозначают allegro. Я считаю, что её следует исполнять неторопливо, придавая гаммообразной теме (как в основном, так и в обращенном виде) напевный, выразительный характер.

2 Эту симфонию следует всю играть legato.

3 Облегчение:

4 Эта соль лучше отделить от предыдущей восьмой и от четверти до. 5) Отделить это ма от фа #.

5) *(mf)*
(f) *(dimin.)* *(p)*

This system contains the first two measures of the piece. It features a treble and bass clef with various musical notations including slurs, accents, and dynamic markings. Fingerings are indicated by numbers 1-5. A small inset at the top right shows a five-finger exercise labeled '5)' with a sequence of notes and fingerings (3 2, 3 2).

(cresc.)

This system contains measures 3 and 4. It continues the melodic and harmonic development with dynamic markings and slurs. The bass line shows a steady eighth-note accompaniment.

(mf) *(2 1 2) (dimin.)*

This system contains measures 5 and 6. It includes a dynamic marking of *(mf)* and a specific fingering instruction *(2 1 2) (dimin.)* for a melodic phrase in the treble clef.

(p) *(simile)* *(cresc.)*

This system contains measures 7 and 8. It features a dynamic marking of *(p)*, a *(simile)* instruction with a wavy line, and a *(cresc.)* marking. The bass line continues with eighth-note patterns.

(f) *(2 1 2)*

This system contains measures 9 and 10. It features a dynamic marking of *(f)* and a fingering instruction *(2 1 2)* for a melodic phrase. The piece concludes with a final cadence.

5) Облегчение:

Map-zlyrob.pdf

(poco rit.)

(dimin.)

2

(Andante con moto) (Довольно подвижно)

1)

(p)

(più p)

2)

(cresc.)

Эту симфонию следует всю играть legato.

Облегчение:

Музыка-звуков.рф

First system of musical notation. Treble clef, bass clef. Includes dynamic marking *(p)* and a fermata.

Second system of musical notation. Treble clef, bass clef.

Third system of musical notation. Treble clef, bass clef. Includes dynamic marking *(più p)*.

Fourth system of musical notation. Treble clef, bass clef. Includes dynamic marking *(cresc.)* and a separate line of notation labeled 3) with fingerings 2 1 2 1 1.

Fifth system of musical notation. Treble clef, bass clef. Includes dynamic marking *(mf)* and fermatas.

3) Облегчение:

First system of musical notation. Treble clef, bass clef. Includes dynamics *(p)* and *(mf)*, and a crescendo hairpin.

Second system of musical notation. Treble clef, bass clef. Includes dynamics *(f)* and a crescendo hairpin.

Third system of musical notation. Treble clef, bass clef. Includes dynamics *(mf)* and a crescendo hairpin.

Fourth system of musical notation. Treble clef, bass clef. Includes dynamics *(p)* and *(mf)*, and a crescendo hairpin.

Fifth system of musical notation. Treble clef, bass clef. Includes dynamics *(dimin.)* and *(p)*.

(*simile*)
vv
 5854
 (*cresc.*)

(*poco rit.*)

Any-notes.com

(Moderato) (Умеренно)

(*mf*)

1) Я предлагаю в первой теме во всех случаях такие лиги:

; остальное - legato.

2) Здесь по аналогии с верхним голосом так:

3) Здесь второй голос следует играть сильнее верхнего.

Музыка-звуков.рф


1)

4) (p) (cresc.)

1) (f) 1)

(poco a poco dimin.)

1) (p)

4) Здесь так:  ; так же в аналогичных случаях.

1) *np. p.*

This system contains the first two staves of music. The treble clef staff features a melodic line with slurs and fingerings (1, 2, 3, 4, 5). The bass clef staff has a more rhythmic accompaniment with slurs and fingerings (1, 2, 3, 4). A dynamic marking of *np. p.* is present above the first measure of the bass staff.

(f) *(mf)*

This system contains the third and fourth staves. The treble clef staff continues the melodic line with slurs and fingerings (1, 2, 3, 4, 5). The bass clef staff has a rhythmic accompaniment with slurs and fingerings (1, 2, 3, 4). Dynamic markings *(f)* and *(mf)* are present.

(f)

This system contains the fifth and sixth staves. The treble clef staff continues the melodic line with slurs and fingerings (1, 2, 3, 4, 5). The bass clef staff has a rhythmic accompaniment with slurs and fingerings (1, 2, 3, 4, 5). A dynamic marking of *(f)* is present.

(f)

This system contains the seventh and eighth staves. The treble clef staff continues the melodic line with slurs and fingerings (1, 2, 3, 4, 5). The bass clef staff has a rhythmic accompaniment with slurs and fingerings (1, 2, 3, 4, 5). A dynamic marking of *(f)* is present.

(sostenuto)

This system contains the ninth and tenth staves. The treble clef staff continues the melodic line with slurs and fingerings (1, 2, 3, 4, 5). The bass clef staff has a rhythmic accompaniment with slurs and fingerings (1, 2, 3, 4, 5). A dynamic marking of *(sostenuto)* is present.

(Andante con moto) (ДОВОЛЬНО ПОДВИЖНО)

The musical score is written for piano and consists of four systems of staves. Each system includes a treble clef staff and a bass clef staff. The music is in a 3/4 time signature and features a variety of rhythmic patterns, including eighth and sixteenth notes, often grouped in beams. Fingerings are indicated by numbers 1-5 above or below notes. Dynamics are marked throughout: *(p)*, *(più p)*, *(mp)*, *(cresc.)*, *(mf)*, *(dimin.)*, and *(p)*. There are also markings for *12* and *14* measures. The score concludes with a final measure in the bass clef staff.

1. Эту симфонию следует играть всю legato, кроме отмеченных мною мест.
 2. Танго лучше отделить от предыдущей восьмой.

Мир-звуков.рф

First system of musical notation. Treble clef, bass clef. Includes dynamic marking *(cresc.)* and fingering numbers 1, 2, 3, 4, 5.

Second system of musical notation. Treble clef, bass clef. Includes dynamic marking *(dimin.)* and fingering numbers 1, 2, 3, 4, 5.

Third system of musical notation. Treble clef, bass clef. Includes dynamic marking *(mf)* and *(dimin.)* and fingering numbers 1, 2, 3, 4, 5.

Fourth system of musical notation. Treble clef, bass clef. Includes dynamic marking *(p)* and *(dimin.)* and fingering numbers 1, 2, 3, 4, 5.

Fifth system of musical notation. Treble clef, bass clef. Includes dynamic marking *(p)* and fingering numbers 1, 2, 3, 4, 5.

First system of musical notation, featuring a treble and bass clef. The music includes various note values and rests. Fingerings are indicated with numbers 1, 2, and 5. A dynamic marking of *(p)* is present. A tempo marking of *(cresc.)* is written above the staff.

Second system of musical notation. It includes dynamic markings *(mf)*, *(dimin.)*, and *(p)*. A tempo marking of *(poco rit.)* is written above the staff. Fingerings and articulation marks are present throughout the system.

5

Any-notes.com

(Andantino) (Подвижно)

Third system of musical notation, starting with a treble clef. It includes dynamic markings *(p)* and *(mf)*. The tempo is marked *(Andantino) (Подвижно)*. Fingerings and articulation marks are present.

Fourth system of musical notation, featuring a treble clef. It includes dynamic markings *(mf)* and *(p)*. Fingerings and articulation marks are present.

Fifth system of musical notation, featuring a treble and bass clef. It includes dynamic markings *(mf)* and *(p)*. Fingerings and articulation marks are present.

1) Эту симфонию следует всю исполнять legato.

First system of musical notation. Treble clef staff contains several ornaments and fingerings: Allegro , Allegro , $4\ 5$, $8\ 2\ 3\ 4\ 2\ 1\ 2\ 3$, 4 , $5\ 3$, 2 , 3 , 2 , 3 . Bass clef staff contains fingerings: 5 , 5 , 3 , 2 . Dynamics include (p) and $(cresc.)$.

Second system of musical notation. Treble clef staff contains ornaments and fingerings: $3\ 2\ 1\ 2\ 1$, 3 , $4\ 3\ 2\ 3$, 3 , 4 , 3 , 2 , 3 , 4 , 3 , 2 , 3 , 4 , 3 , 2 , 3 , 4 . Bass clef staff contains fingerings: 3 , 2 , 1 , 2 , 3 , 4 , 3 , 2 , 1 , 2 , 3 , 4 . Dynamics include (mf) .

Third system of musical notation. Treble clef staff contains ornaments and fingerings: $3\ 2\ 3$, $3\ 2\ 3\ 5\ 3\ 2\ 3\ 5$, 3 , 4 , 3 , 2 , 1 , 2 , 3 , 4 , 5 , 4 , 3 , 2 , 1 , 2 , 3 , 4 , 5 . Bass clef staff contains fingerings: 4 , 4 , 4 , 4 . Dynamics include (p) .

Fourth system of musical notation. Treble clef staff contains ornaments and fingerings: 3 , 3 , 3 , $5\ 3\ 2\ 3\ 5\ 3\ 2$, 2 , 3 , $2\ 1\ 2\ 3\ 2$, 3 , 5 , $1\ 2\ 1\ 2\ 3\ 2\ 3$. Bass clef staff contains fingerings: 3 , 2 , 1 , 2 , 3 , 4 , 3 , 2 , 1 , 2 , 3 , 4 . Dynamics include (mf) .

2) Обычная у Баха в точности написания. Такой ритм: он писал так:

A small musical notation showing a rhythmic pattern: a dotted quarter note followed by an eighth note, then a quarter note.

3) Эта ми б у Бишофа отсутствует: украшение начинается с ноты до, что несомненно лучше.

First system of musical notation. It consists of a grand staff with treble and bass clefs. Above the staff are several small musical fragments. The main staff contains a melodic line with various ornaments and a bass line. Dynamics include a crescendo hairpin, *(p)*, *(cresc.)*, and *(mf)*. Fingerings are indicated with numbers 1-5.

Second system of musical notation. It features a grand staff with treble and bass clefs. Above the staff are musical fragments, including a triplet. The main staff has a melodic line with ornaments and a bass line. Dynamics include a crescendo hairpin, *(f)*, and another crescendo hairpin. Fingerings are indicated with numbers 1-5.

Any-notes.com

Third system of musical notation. It features a grand staff with treble and bass clefs. Above the staff are musical fragments. The main staff has a melodic line with ornaments and a bass line. Dynamics include *(p)*, a crescendo hairpin, and *(dimin.)*. Fingerings are indicated with numbers 1-5.

Fourth system of musical notation. It features a grand staff with treble and bass clefs. Above the staff are musical fragments, including triplets with fingerings like 3 1 3 4 3 1 2 3 and 2 1 2 3 2 1. The main staff has a melodic line with ornaments and a bass line. Dynamics include *(p)*. Fingerings are indicated with numbers 1-5.

First system of musical notation, featuring a grand staff with treble and bass clefs. Above the staff are six small diagrams showing fingerings for various chords and intervals. The main notation includes a treble staff with a melodic line and a bass staff with a supporting line. Fingerings are indicated by numbers 1-5. A slur is present over the final measure of the treble staff.

Second system of musical notation, continuing the grand staff. It includes a treble staff with a melodic line and a bass staff. A dynamic marking *(mf)* is present in the first measure of the treble staff. Above the staff are four diagrams showing fingerings for chords and intervals. A slur is present over the final measure of the treble staff.

Third system of musical notation, continuing the grand staff. It includes a treble staff with a melodic line and a bass staff. A dynamic marking *(poco a poco dim.)* is present in the first measure of the treble staff. Above the staff are four diagrams showing fingerings for chords and intervals. A dynamic marking *(p)* is present in the second measure of the treble staff. A slur is present over the final measure of the treble staff.

6

Fourth system of musical notation, continuing the grand staff. It includes a treble staff with a melodic line and a bass staff. A dynamic marking *(p)* is present in the first measure of the treble staff. A dynamic marking *(cresc.)* is present in the second measure of the treble staff. A dynamic marking *(mf)* is present in the third measure of the treble staff. Above the staff are four diagrams showing fingerings for chords and intervals. A slur is present over the final measure of the treble staff.

1) Эту симфонию следует всю играть legato.

First system of musical notation. Treble clef, key signature of three sharps (F#, C#, G#). The right hand features a melodic line with slurs and dynamics including *(p)* and *(cresc.)*. The left hand plays a steady eighth-note accompaniment. Fingerings are indicated with numbers 1-5.

Second system of musical notation. Treble clef, key signature of three sharps. The right hand has a melodic line with slurs and dynamics including *(mf)* and *(p)*. The left hand continues with eighth-note accompaniment. Fingerings are indicated with numbers 1-5.

Third system of musical notation. Treble clef, key signature of three sharps. The right hand features a melodic line with slurs and dynamics including *(cresc.)* and *(f)*. The left hand continues with eighth-note accompaniment. Fingerings are indicated with numbers 1-5.

Fourth system of musical notation. Treble clef, key signature of three sharps. The right hand has a melodic line with slurs and dynamics including *(dimin.)*. The left hand continues with eighth-note accompaniment. Fingerings are indicated with numbers 1-5.

Fifth system of musical notation. Treble clef, key signature of three sharps. The right hand features a melodic line with slurs and dynamics including *(p)*. The left hand continues with eighth-note accompaniment. Fingerings are indicated with numbers 1-5. A small inset diagram shows a sequence of notes with fingerings: 3 1 3 2.

First system of musical notation. The right hand (treble clef) features a melodic line with slurs and fingerings (1, 3, 1, 2, 1). The left hand (bass clef) provides a harmonic accompaniment. A dynamic marking *(poco a poco cresc.)* is present in the first measure.

Second system of musical notation. The right hand continues the melodic line with slurs and fingerings (3, 5, 3, 5, 2, 3, 1, 5). The left hand accompaniment includes slurs and fingerings (2, 2). A dynamic marking *(f)* is present in the first measure.

Third system of musical notation. The right hand features slurs and fingerings (3, 5, 3, 4, 5). The left hand accompaniment includes slurs and fingerings (1, 2, 1). A dynamic marking *(dimin.)* is present in the second measure.

Fourth system of musical notation. The right hand features slurs and fingerings (2, 3, 2, 1, 3, 1, 3, 2). The left hand accompaniment includes slurs and fingerings (1, 2, 1, 2, 1). Dynamic markings *(p)* and *(poco a poco cresc.)* are present in the second and third measures, respectively.

Fifth system of musical notation. The right hand features slurs and fingerings (2, 1, 2, 1, 3, 3, 2). The left hand accompaniment includes slurs and fingerings (2, 1). A dynamic marking *(p)* is present in the first measure.

(mf)

(f)

(poco rit.) (sosten.)

7

(Andante) (Текуче)

(p)

(mf)

- 1) Эту симфонию всю следует играть legato.
- 2) Здесь в правой руке нижний голос должен звучать сильнее верхнего.

First system of musical notation, consisting of a treble and bass clef staff. The treble staff contains a melodic line with various fingerings (1-5) and slurs. The bass staff contains a supporting line with fingerings (1-5) and slurs.

Second system of musical notation, consisting of a treble and bass clef staff. The treble staff contains a melodic line with various fingerings (1-5) and slurs. The bass staff contains a supporting line with fingerings (1-5) and slurs.

Third system of musical notation, consisting of a treble and bass clef staff. The treble staff contains a melodic line with various fingerings (1-5) and slurs. The bass staff contains a supporting line with fingerings (1-5) and slurs. A watermark "Any-notes.com" is visible across the system.

Fourth system of musical notation, consisting of a treble and bass clef staff. The treble staff contains a melodic line with various fingerings (1-5) and slurs. The bass staff contains a supporting line with fingerings (1-5) and slurs. A dynamic marking "(mf)" is present in the treble staff.

Fifth system of musical notation, consisting of a treble and bass clef staff. The treble staff contains a melodic line with various fingerings (1-5) and slurs. The bass staff contains a supporting line with fingerings (1-5) and slurs.

First system of musical notation, consisting of two staves (treble and bass clef). The music features complex rhythmic patterns with many beamed notes and rests. Fingering numbers (1-5) are present throughout. A dynamic marking of *mf* is visible in the right-hand staff.

Second system of musical notation, consisting of two staves. It continues the piece with similar rhythmic complexity. Dynamic markings include *p* and *mf*. Fingering numbers are clearly visible on many notes.

Third system of musical notation, consisting of two staves. The notation is dense with beamed notes and rests. A dynamic marking of *f* is present in the left-hand staff.

Fourth system of musical notation, consisting of two staves. This system features a prominent *f* dynamic marking in the left-hand staff and includes several crescendo and decrescendo hairpins.

Fifth system of musical notation, consisting of two staves. It concludes the piece with complex rhythmic patterns and fingering. A dynamic marking of *f* is present in the left-hand staff.

В конце в левой руке нижний голос должен звучать сильнее верхнего.

(p)

(cresc.)

(f)

(tranquillo)

8

(Allegretto) (Довольно скоро)

(p)

1) В этой симфонии восьмые следует играть non legato; всё остальное — legato.

4 3 4 4 3 5 4 5 7 2 2 4 5

(cresc.)

3 1 2

5 3 3 5 3 3 4 5 2 1

(dimin.)

3 1 2

(W)

2 3 4 5 4 2 3 2 1 2 3 4 3

(W) (p)

2) 3 2 1 2 3 4 3

5

2) 3 2 1 4 2 5 3 4 1 4 1 5

(mf) (f)

3 2 3

2) 3 2 3 1 2 3 4

2) 4 5 4 5 4 5 2

(dimin.) (mf)

2) 3 5 2 3 2 5 1

Эту восьмую лучше связать со следующей шестнадцатой.

First system of musical notation. Treble clef: 4 3 5, 2 4 3 5 4, 5 4 3 2 1, 5 4 3 2 1. Bass clef: 2 1 1, 2 1 1, 2 1 1, 2 1 1. Dynamics: (p), (cresc.).

Second system of musical notation. Treble clef: 4 3 5, 4 3 2 1, 5 4 3 2 1, 5 4 3 2 1. Bass clef: 1 3 2 1 5, 3 2 1 5, 2 3 4 1 2 3 4. Dynamics: (p), (cresc.).

Third system of musical notation. Treble clef: 4 3 5, 4 3 2 1, 5 4 3 2 1, 5 4 3 2 1. Bass clef: 1 2 3 4 5, 1 2 3 4 5, 1 2 3 4 5. Dynamics: (f).

Fourth system of musical notation. Treble clef: 4 3 5, 4 3 2 1, 5 4 3 2 1, 5 4 3 2 1. Bass clef: 2 1 1, 2 1 1, 2 1 1, 2 1 1. Dynamics: (p), (cresc.), (f).

Fifth system of musical notation. Treble clef: 5 4 3 2 1, 5 4 3 2 1, 5 4 3 2 1, 5 4 3 2 1. Bass clef: 2 1 1, 2 1 1, 2 1 1, 2 1 1. Dynamics: (mf), (poco rit.).

(Adagio espressivo) (Медленно и выразительно)

The musical score is written for piano and consists of four systems of staves. The first system begins with a treble clef, a key signature of two flats (B-flat and E-flat), and a common time signature (C). The first measure is marked with a dynamic of *(p)* and contains a half note chord with a first finger fingering (1) above it. The second system starts with a dynamic of *(mf)* and includes a crescendo hairpin. The third system begins with a dynamic of *(cresc.)* and includes a dynamic of *(mf)*. The fourth system starts with a dynamic of *(p)* and includes a decrescendo hairpin. The score is filled with complex piano textures, including chords, arpeggios, and melodic lines with various fingerings and slurs. The piece concludes with a final chord in the fifth measure of the fourth system.

Эту симфонию всю следует играть legato, точно соблюдая паузы.

Муз-звук.рф

First system of musical notation, consisting of a treble and bass clef staff. The treble staff contains a melodic line with various fingerings (1, 2, 3, 4, 5) and slurs. The bass staff contains a supporting line with fingerings (1, 2, 3, 4, 5) and slurs.

Second system of musical notation. The treble staff includes dynamic markings *(cresc.)* and *(f)*. Fingerings and slurs are present in both staves.

Third system of musical notation. The treble staff includes dynamic markings *(p)* and *(mf)*. Fingerings and slurs are present in both staves.

Fourth system of musical notation. The treble staff includes dynamic markings *(mf)* and *(p)*. Fingerings and slurs are present in both staves.

Fifth system of musical notation. The treble staff includes dynamic markings *(mf)* and *(p)*. Fingerings and slurs are present in both staves.

First system of musical notation, featuring treble and bass staves with various notes, rests, and fingerings. Includes dynamic marking *(mf)*.

Second system of musical notation, featuring treble and bass staves with various notes, rests, and fingerings. Includes dynamic marking *(p) (cresc.)*.

Third system of musical notation, featuring treble and bass staves with various notes, rests, and fingerings.

Fourth system of musical notation, featuring treble and bass staves with various notes, rests, and fingerings. Includes dynamic marking *(p)*.

Fifth system of musical notation, featuring treble and bass staves with various notes, rests, and fingerings. Includes dynamic marking *(mf)* and *(ritard.)*.

(Moderato) (Умеренно)

The musical score is written for piano and consists of four systems of staves. The key signature is one sharp (F#) and the time signature is 3/4. The tempo is marked as (Moderato) (Умеренно). The score includes various musical notations such as slurs, accents, and dynamic markings like (mf), (piu f), (dimin.), and (p). Fingerings are indicated by numbers 1-5. The piece concludes with a fermata.

1) Эту симфонию всю следует играть legato.

1 | *(poco a poco cresc.)*

2 | 1

This system contains the first two measures of the piece. The right hand features a melodic line with slurs and fingerings (4, 1, 2, 1, 5, 2, 1, 4, 1, 5, 9, 2, 4, 1, 5, 2). The left hand provides a bass line with fingerings (2, 4, 2, 3, 5, 8, 4, 5, 8, 2, 5, 4, 3, 4, 5, 4).

(f) *(poco a poco cresc.)*

This system contains measures 3 and 4. The right hand continues the melodic line with slurs and fingerings (5, 3, 1, 2, 3, 4, 2, 5, 1, 4, 1, 4, 2, 5, 1, 4, 4, 2). The left hand has slurs and fingerings (2, 5, 2, 3, 2, 2, 3, 5, 1).

5 3 1 2 4 5 1 5 4 5 1 2 1 2

This system contains measures 5 and 6. The right hand has slurs and fingerings (5, 3, 1, 2, 4, 5, 1, 5, 4, 5, 1, 2, 1, 2). The left hand has slurs and fingerings (2, 3, 5, 2, 1, 2, 1, 2, 1, 2, 1, 2).

(P)

This system contains measures 7 and 8. The right hand has slurs and fingerings (5, 4, 5, 4, 5, 8, 5, 4, 5, 1, 2, 1, 2). The left hand has slurs and fingerings (3, 4, 3, 2, 3, 2, 1, 2, 3, 4, 5, 4, 3, 2, 1, 3).

(cresc.) *(f)*

This system contains measures 9 and 10. The right hand has slurs and fingerings (5, 5, 8, 5, 2, 5, 1, 2, 3, 1, 2, 1, 3, 1, 1, 2, 1, 2, 1). The left hand has slurs and fingerings (2, 3, 1, 5, 3, 1, 4, 2, 5, 3, 1, 4, 2, 1, 3, 1, 2, 1, 3, 1).

Музыкальный магазин

First system of musical notation, featuring a treble and bass clef. The music consists of eighth and sixteenth notes with various fingerings (1-5) and slurs. A *(dimin.)* marking is present in the right hand.

Second system of musical notation, featuring a treble and bass clef. The music consists of eighth and sixteenth notes with various fingerings (1-5) and slurs. A *(sostenuto)* marking is present in the right hand, and a *(mf)* marking is present in the left hand.

11

(Andantino) (Подвижно)

Third system of musical notation, featuring a treble and bass clef. The music consists of eighth and sixteenth notes with various fingerings (1-5) and slurs. A *(p)* marking is present in the left hand.

Fourth system of musical notation, featuring a treble and bass clef. The music consists of eighth and sixteenth notes with various fingerings (1-5) and slurs. A *(cresc.)* marking is present in the right hand.

1) Эту симфонию следует играть legato. Третью восьмую в ряде случаев лучше не связывать с первой, но мягко снимать. Все эти места отмечены в примечаниях.

2) Эту восьмую лучше мягко снять.

3) Здесь также, но только в верхнем голосе (10).

First system of musical notation. Treble clef, bass clef. Includes dynamic marking *(mf)* and a hairpin crescendo symbol.

Second system of musical notation. Treble clef, bass clef. Includes dynamic marking *(p)*.

Third system of musical notation. Treble clef, bass clef. Includes dynamic marking *(cresc.)*.

Fourth system of musical notation. Treble clef, bass clef. Includes dynamic marking *(dimin.)*.

Fifth system of musical notation. Treble clef, bass clef.

First system of musical notation, measures 1-4. The music is in G minor (one flat) and 3/4 time. It features a complex texture with multiple voices in both hands. Fingerings are indicated with numbers 1-5. A dynamic marking of *(p)* (piano) is present in measure 4, with the instruction *(cresc. poco a poco)* (crescendo poco a poco) written above it.

Second system of musical notation, measures 5-8. The music continues with intricate fingerings and dynamic markings. A *(f)* (forte) marking is visible in measure 5. The texture remains dense with multiple voices.

Third system of musical notation, measures 9-12. This system includes a *(poco a poco cresc.)* (poco a poco crescendo) marking in measure 10. The music shows a clear upward dynamic trend.

Fourth system of musical notation, measures 13-16. The music features a *(p)* (piano) marking in measure 14. The texture is highly detailed with many notes and fingerings.

Fifth system of musical notation, measures 17-20. The music concludes with a *(p)* (piano) marking in measure 18. The final measures show a resolution of the complex textures.

Музыкальный магазин

First system of musical notation. Treble clef, bass clef, key signature of one flat (B-flat), and common time signature. The system contains four measures. The right hand features a series of ascending and descending eighth-note patterns with fingerings 4, 3, 5, 2, 4, 1, 2, 4. The left hand has a simple accompaniment with fingerings 1, 2, 1, 2. A fermata is placed over the first measure of the right hand.

Second system of musical notation. Treble clef, bass clef, key signature of one flat, and common time signature. The system contains four measures. The right hand continues with eighth-note patterns, including a descending run with fingerings 5, 4, 3, 2, 1, 3, 2, 1, 3, 2, 1, 5. The left hand has a simple accompaniment with fingerings 5, 1, 1, 2. A fermata is placed over the first measure of the right hand. The instruction *(cresc.)* is written above the second measure.

Third system of musical notation. Treble clef, bass clef, key signature of one flat, and common time signature. The system contains four measures. The right hand continues with eighth-note patterns, including a descending run with fingerings 5, 4, 3, 2, 1, 3, 2, 1, 5. The left hand has a simple accompaniment with fingerings 1, 3, 4, 5. A fermata is placed over the first measure of the right hand. The instruction *(dimin.)* is written above the first measure.

Fourth system of musical notation. Treble clef, bass clef, key signature of one flat, and common time signature. The system contains four measures. The right hand continues with eighth-note patterns, including a descending run with fingerings 5, 4, 3, 2, 1, 3, 4, 2. The left hand has a simple accompaniment with fingerings 2, 1, 4, 2, 1, 3, 6, 1. The instruction *(p)* is written above the first measure.

Fifth system of musical notation. Treble clef, bass clef, key signature of one flat, and common time signature. The system contains four measures. The right hand continues with eighth-note patterns, including a descending run with fingerings 5, 4, 3, 2, 1, 3, 2, 1. The left hand has a simple accompaniment with fingerings 2, 1, 1, 1. A fermata is placed over the first measure of the right hand. The instruction *(poco rit.)* is written above the third measure.

(Allegro moderato) (Умеренно скоро)

The musical score is written for piano in D major (two sharps) and 2/4 time. It consists of four systems of two staves each. The first system begins with a dynamic marking of *mf* and includes a first ending bracket labeled '1)'. The second system continues the melodic and harmonic development. The third system features a dynamic marking of *p* and includes a crescendo hairpin. The fourth system concludes with a dynamic marking of *f* and includes a decrescendo hairpin. The score is rich with musical details such as slurs, accents, and specific fingering instructions for both hands.

1) Эту симфонию следует играть legato.

First system of musical notation. Treble clef, key signature of two sharps (F# and C#), and a 3/4 time signature. The music features a melody with eighth and sixteenth notes, often beamed together. Fingerings are indicated by numbers 1-5. A fermata is placed over a note in the second measure. The bass line consists of a steady eighth-note accompaniment.

Second system of musical notation. Treble clef, key signature of two sharps, and a 3/4 time signature. The music continues with similar melodic and accompaniment patterns. A dynamic marking of *(poco a poco dim.)* is present above the first measure. The bass line continues with eighth-note accompaniment.

Third system of musical notation. Treble clef, key signature of two sharps, and a 3/4 time signature. The music continues with similar melodic and accompaniment patterns. A dynamic marking of *(p) (poco a poco cresc.)* is present above the first measure. The bass line continues with eighth-note accompaniment.

Fourth system of musical notation. Treble clef, key signature of two sharps, and a 3/4 time signature. The music continues with similar melodic and accompaniment patterns. A dynamic marking of *(mf)* is present above the first measure, and another *(p)* is present above the eighth measure. The bass line continues with eighth-note accompaniment.

Fifth system of musical notation. Treble clef, key signature of two sharps, and a 3/4 time signature. The music continues with similar melodic and accompaniment patterns. A dynamic marking of *(poco a poco cresc.)* is present above the first measure. The bass line continues with eighth-note accompaniment.

Sixth system of musical notation. Treble clef, key signature of two sharps, and a 3/4 time signature. The music continues with similar melodic and accompaniment patterns. A dynamic marking of *(f)* is present above the eighth measure. The bass line continues with eighth-note accompaniment.

(poco a poco dim.)

(f)

(f)

(poco a poco dim.)

(sempre cresc.)

(sosten.)

(Andante) (Текуче)

1)
(p)
(più p)
(mf)

1 Эта симфония—по форме двойная фуга—должна исполняться legato за исключением второй темы, в которой естественным кажется исполнение арнеджиобразных ходов в первых двух тактах non legato.

First system of musical notation. Treble clef, bass clef. Includes fingerings (1-5) and a *(cresc.)* marking.

Second system of musical notation. Treble clef, bass clef. Includes fingerings and a *(p)* marking. The bass clef part is marked *(poco marcato)*.

Third system of musical notation. Treble clef, bass clef. Includes fingerings and a *(p)* marking.

Fourth system of musical notation. Treble clef, bass clef. Includes fingerings and a *(p)* marking.

Fifth system of musical notation. Treble clef, bass clef. Includes fingerings and markings *(mf)* and *(p)*.

2) Вторая тема. Эти три шестнадцатые можно играть non legato или даже poco staccato.

М. 19557 Г.

The first system of music consists of two staves. The treble staff begins with a 4/5 time signature and contains several measures of music with notes and fingerings (1, 2, 3, 4, 5). The bass staff contains corresponding notes and fingerings, including a 4/5 time signature and notes with fingerings 1, 2, 3, 4, 5.

The second system of music features two staves. The treble staff has a dynamic marking of *(mf)* and includes fingerings such as 2) and 5. The bass staff also has a *(mf)* marking and includes fingerings like 2, 1, 5, and 4. There are also some slurs and ties present.

The third system of music consists of two staves. The treble staff has a dynamic marking of *(p)* and includes fingerings like 2, 5, 4, and 5. The bass staff includes fingerings such as 2, 1, 5, 4, and 1. There are also some slurs and ties present.

The fourth system of music features two staves. The treble staff has a dynamic marking of *(f)* and includes fingerings like 2), 1, 2, 5, 5, 3, 1, 2, 4, 8, 5, and 2. The bass staff includes fingerings such as 4, 2, 1, 4, 5, 2, 1, 5, 4, 1, 1, 2, and 5. There are also some slurs and ties present.

The fifth system of music consists of two staves. The treble staff has a dynamic marking of *(p)* and includes fingerings like 2), 1, 2, 1, 2, 2), 1, 2, 1, 2, 1, 2, and 5. The bass staff includes fingerings such as 4, 5, 4, 5, 4, 5, 4, 5, 4, 5, 4, 5, and 5. There are also some slurs and ties present.

Musical score system 1, featuring treble and bass staves. The treble staff contains a melodic line with fingerings (1, 2, 3, 4, 5) and dynamic markings. The bass staff contains a supporting line with fingerings (1, 2, 3, 4, 5). A *cresc.* marking is present in the treble staff.

Musical score system 2, featuring treble and bass staves. The treble staff contains a melodic line with fingerings (1, 2, 3, 4, 5) and dynamic markings. The bass staff contains a supporting line with fingerings (1, 2, 3, 4, 5). A *dimin.* marking is present in the treble staff, and a *(poco rit.)* marking is present above the treble staff.

Any-notes.com 14

Musical score system 3, featuring treble and bass staves. The treble staff contains a melodic line with fingerings (1, 2, 3, 4, 5) and dynamic markings. The bass staff contains a supporting line with fingerings (1, 2, 3, 4, 5). A *(Moderato) (Умеренно)* marking is present above the treble staff, and a *(p)* marking is present in the treble staff.

Musical score system 4, featuring treble and bass staves. The treble staff contains a melodic line with fingerings (1, 2, 3, 4, 5) and dynamic markings. The bass staff contains a supporting line with fingerings (1, 2, 3, 4, 5) and dynamic markings. A *(mf)* marking is present in the bass staff.

1) Эту симфонию следует всю играть legato.

First system of musical notation. Treble clef, bass clef, and piano (p) dynamic. The piece is in a key with one flat (B-flat). The first measure has a *(dimin.)* marking. The second measure has a *(cresc.)* marking. Fingerings are indicated with numbers 1-5. A small diagram of a piano keyboard is shown below the bass staff.

Second system of musical notation. Treble clef, bass clef, and piano (p) dynamic. The first measure has a *(f)* marking. A small diagram of a piano keyboard is shown below the bass staff.

Third system of musical notation. Treble clef, bass clef, and piano (p) dynamic. The first measure has a *(dimin.)* marking. A small diagram of a piano keyboard is shown below the bass staff.

Fourth system of musical notation. Treble clef, bass clef, and piano (p) dynamic. The first measure has a *(dimin.)* marking. A small diagram of a piano keyboard is shown below the bass staff.

Fifth system of musical notation. Treble clef, bass clef, and piano (p) dynamic. The first measure has a *(p)* marking. A small diagram of a piano keyboard is shown below the bass staff.

First system of musical notation. Treble clef, bass clef. Includes dynamic marking *(cresc.)*. Fingerings are indicated with numbers 1-5.

Second system of musical notation. Treble clef, bass clef. Includes dynamic marking *(s)*. Fingerings are indicated with numbers 1-5.

Third system of musical notation. Treble clef, bass clef. Includes dynamic markings *(p)* and *(mf)*. Fingerings are indicated with numbers 1-5.

Fourth system of musical notation. Treble clef, bass clef. Includes dynamic markings *(p)* and *(cresc.)*. Fingerings are indicated with numbers 1-5.

Fifth system of musical notation. Treble clef, bass clef. Includes dynamic markings *(f)* and *(sosten.)*. Fingerings are indicated with numbers 1-5.

2) Для буквального исполнения этого места можно предложить трудный вариант аппликатуры:

Alternative fingering diagram for the passage, showing a more complex fingering scheme with numbers 1-5.

И т. д.

(Andantino) (Подвижно)

1)

(p)

(pp)

(p)

(pp)


(mf)

(p)

(mf)

(p)

(pp) (*cresc. poco a poco*)

1) Эту симфонию следует играть legato за исключением первой темы, где естественным кажется та- кой штрих: . Особенно важно, чтобы третья шестнадцатая не была связана со следующей первой.

2) Следует следить за тем, чтобы эти тридцатьвторые всегда группировались не по три, а по две ноты.

First system of musical notation. Treble clef, key signature of two sharps (F# and C#). The right hand features a complex, rapid sixteenth-note pattern. The left hand plays a steady eighth-note accompaniment. Fingerings are indicated by numbers 1-5. A dynamic marking of *f* is present in the second measure.

Second system of musical notation. Treble clef, key signature of two sharps. The right hand continues with sixteenth-note patterns. The left hand has a more active role with eighth-note accompaniment. Dynamic markings include *p* and *f*.

Third system of musical notation. Treble clef, key signature of two sharps. The right hand features sixteenth-note patterns. The left hand has a steady eighth-note accompaniment. Dynamic markings include *p*, *mf*, and *p*.

Fourth system of musical notation. Treble clef, key signature of two sharps. The right hand features sixteenth-note patterns. The left hand has a steady eighth-note accompaniment. Dynamic markings include *mf*, *p*, and *mf*.

Fifth system of musical notation. Treble clef, key signature of two sharps. The right hand features sixteenth-note patterns. The left hand has a steady eighth-note accompaniment. Dynamic markings include *p* and *pp* (*poco a poco cresc.*). A watermark "gbyrob.pap" is visible in the bottom right corner.

First system of musical notation. The upper staff is in treble clef and the lower staff is in bass clef. The key signature has two sharps (F# and C#). The music consists of eighth and sixteenth notes with various fingering numbers (1-5) written below the notes. A *(sopra)* marking is present above the second measure of the lower staff.

Second system of musical notation. The upper staff is in treble clef and the lower staff is in bass clef. The key signature has two sharps. The music features a mix of eighth and sixteenth notes. Dynamic markings include *(mf)* in the first measure and *(f)* in the fourth measure. A fermata is placed over the final note of the upper staff.

Third system of musical notation. The upper staff is in treble clef and the lower staff is in bass clef. The key signature has two sharps. The music consists of eighth and sixteenth notes. A dynamic marking of *(p)* is present in the first measure. The system concludes with a fermata over the final notes of both staves.

Fourth system of musical notation. The upper staff is in treble clef and the lower staff is in bass clef. The key signature has two sharps. The music features a mix of eighth and sixteenth notes. Dynamic markings include *(mf)* and *(pp)*. A *(poco rit.)* marking is present above the fifth measure. A small musical diagram with notes and numbers (3 5 8 5 8 1) is located above the fifth measure of the upper staff. A fermata is placed over the final note of the upper staff.