


ИЗУЧАЕМ БУКВЫ

И. Королькова



НОВАЯ азбука
для самых маленьких

ЭТО ТЫ УЖЕ ЗНАЕШЬ?



НОТЫ



ПАЗЫ



ЗНАКИ



ДЛИТЕЛЬНОСТИ

ТОТДА ПОЙДЁМ ДАЛЫШЕ!
3

Это ЛИГИ

Они связывают звуки.

ИГРАЕМ LEGATO — СВЯЗНО



1. ПРЯТКИ

Учитель:


ПОЛОВИННАЯ

целая

Ученик:



Мышка-мышка! — просит кошка, —
 Поиграй со мной немножко.
 Где ты прячешься? Зачем?
 Может, я тебя не съем!



УЧИСЬ СЧИТАТЬ!



Точку после
ноты нужно
считать!

Раз-и-два-и-три-и-четыре-и

Размер 4

Считай и хлопай!



В море так приятно,
Там тепло и тихо.

Рядом с медузойёнком
Дремлет медузиха.

Учитель:



3. ПРО ВОЛКА



Серый волк гулял в лесу
 И уселся на осу.
 Вой в лесу стоял до ночи,
 Зайцы радовались очень.

Учитель:


8

4. ПРАЗДНИК



Папа ёлку украшает,
Мама папе помогает.
Я стараюсь не мешать —
Помогаю помогать.

Учитель:



5. ВЕСЁЛАЯ МЫШКА

Весёлая мышка в рояле жила.
Она музыкальною мышкой была.
И часто под звуки рояля
Пищала она: «Тра-ля-ля-ля».

Учитель:

The musical score is written for piano and consists of two systems. The first system contains the first two staves of music, and the second system contains the next two staves. The music is in 2/4 time and features a simple melody in the right hand and a supporting bass line in the left hand. The key signature has one flat (B-flat). The melody is characterized by a rhythmic pattern of eighth and quarter notes, with a final flourish of eighth notes. The bass line consists of simple chords and single notes. The score is presented on a white background with black ink.

УЧЕНИК:

The image displays a musical score for piano, consisting of two systems of staves. Each system includes a grand staff with a treble and bass clef. The music is written in a simple, accessible style, featuring various note values and rests. The first system contains two measures, and the second system contains two measures. The notes are connected by a large, sweeping slur that spans across the measures. Fingering numbers (1, 2, 3) are placed below the notes to indicate fingerings. The score is presented on a white background with a faint watermark of 'Amy-notes.com'.

A colorful illustration of a blue upright piano with a white keyboard. A pink chair is positioned in front of the piano. A music stand with a sheet of music is placed on top of the piano. The background is a warm, orange and yellow gradient, suggesting a sunset or sunrise. A window with yellow light is visible in the background.

ИГРАЕМ СТАССАТО — ОТРЫВИСТО


6. ДЯТЛА



Musical score for the song '6. ДЯТЛА'. It consists of two staves. The first staff is a treble clef with a 3/4 time signature. The second staff is a bass clef with a 3/4 time signature. The music is written in a simple, child-friendly style with notes and rests. There are markings '3', '4', and '2' above the staves, likely indicating fingerings or accents.




Тук-тук-тук, тук-тук-тук,
 Слышен в роще дятла стук.
 Он стучит — не поёт,
 Детям мошек достаёт.



7. ЧАСИКИ

Учитель:



ИГРАЕМ В БАСОВОМ КЛЮЧЕ



The diagram shows two musical staves with a bass clef. The first staff is labeled 'первая октава' (first octave) and the second 'вторая октава' (second octave). Below the staves is a piano keyboard diagram with notes labeled in Russian: До, Ре, Ми, Фа, Соль, Ля, Си, До, Ре, Ми, Фа, Соль, Ля, Си, До.

До	Ре	Ми	Фа	Соль	Ля	Си	До	Ре	Ми	Фа	Соль	Ля	Си	До
----	----	----	----	------	----	----	----	----	----	----	------	----	----	----

Musical notation for the song '8. По вечерам'. It consists of two systems of staves. The first system has a treble clef and a 4/4 time signature. The melody is written on the upper staff, and the bass line is on the lower staff. The melody starts with a quarter note G4, followed by a half note A4, and then a quarter note B4. The bass line starts with a quarter note G3, followed by a half note F3, and then a quarter note E3. The second system continues the melody and bass line. The melody has a quarter note C5, followed by a half note D5, and then a quarter note E5. The bass line has a quarter note D3, followed by a half note C3, and then a quarter note B2. There are dynamic markings 'f' and 'p' throughout the piece.



НОТА ДО

1-й ОКТАВЫ

8. ПО ВЕЧЕРАМ



9. АРАЗНИКА

The first system of the musical score consists of two staves. The upper staff is in treble clef and the lower staff is in bass clef. The music is written in 4/4 time. The first measure of the upper staff contains a quarter note G4, a quarter note A4, and a quarter note B4, with a '4' written below the staff. The first measure of the lower staff contains a quarter note G3, a quarter note F3, and a quarter note E3, with a '4' written below the staff. The second measure of the upper staff contains a quarter note C5, a quarter note B4, and a quarter note A4, with a '1' written below the staff. The second measure of the lower staff contains a quarter note D4, a quarter note C4, and a quarter note B3, with a '1' written below the staff. The third measure of the upper staff contains a quarter note G4, a quarter note F4, and a quarter note E4, with a '2' written below the staff. The third measure of the lower staff contains a quarter note D4, a quarter note C4, and a quarter note B3, with a '2' written below the staff. The fourth measure of the upper staff contains a quarter note G4, a quarter note F4, and a quarter note E4, with a '3' written below the staff. The fourth measure of the lower staff contains a quarter note D4, a quarter note C4, and a quarter note B3, with a '3' written below the staff. The fifth measure of the upper staff contains a quarter note G4, a quarter note F4, and a quarter note E4, with a '4' written below the staff. The fifth measure of the lower staff contains a quarter note D4, a quarter note C4, and a quarter note B3, with a '4' written below the staff.



The second system of the musical score consists of two staves. The upper staff is in treble clef and the lower staff is in bass clef. The music is written in 4/4 time. The first measure of the upper staff contains a quarter note G4, a quarter note A4, and a quarter note B4, with a '2' written below the staff. The first measure of the lower staff contains a quarter note D4, a quarter note C4, and a quarter note B3, with a '2' written below the staff. The second measure of the upper staff contains a quarter note G4, a quarter note F4, and a quarter note E4, with a '3' written below the staff. The second measure of the lower staff contains a quarter note D4, a quarter note C4, and a quarter note B3, with a '3' written below the staff. The third measure of the upper staff contains a quarter note G4, a quarter note F4, and a quarter note E4, with a '4' written below the staff. The third measure of the lower staff contains a quarter note D4, a quarter note C4, and a quarter note B3, with a '4' written below the staff. The fourth measure of the upper staff contains a quarter note G4, a quarter note F4, and a quarter note E4, with a '2' written below the staff. The fourth measure of the lower staff contains a quarter note D4, a quarter note C4, and a quarter note B3, with a '2' written below the staff. The fifth measure of the upper staff contains a quarter note G4, a quarter note F4, and a quarter note E4, with a '4' written below the staff. The fifth measure of the lower staff contains a quarter note D4, a quarter note C4, and a quarter note B3, with a '4' written below the staff.

10. ПАВЛОВА С ПАПОН

Musical notation for the first system of the piece 'Павлова с Папон'. It consists of two staves (treble and bass clef) with a 4/4 time signature. The melody is written in the treble clef. The first four measures are grouped by a brace and numbered 1, 2, 3, and 4. The first measure contains a quarter note G4, a quarter note A4, and a quarter note B4. The second measure contains a quarter note C5, a quarter note B4, and a quarter note A4. The third measure contains a quarter note G4, a quarter note F4, and a quarter note E4. The fourth measure contains a quarter note D4, a quarter note C4, and a quarter note B3.

Муш-звук.ру

Musical notation for the second system of the piece 'Павлова с Папон'. It consists of two staves (treble and bass clef) with a 4/4 time signature. The melody is written in the treble clef. The first four measures are grouped by a brace and numbered 1, 2, 3, and 4. The first measure contains a quarter note G4, a quarter note A4, and a quarter note B4. The second measure contains a quarter note C5, a quarter note B4, and a quarter note A4. The third measure contains a quarter note G4, a quarter note F4, and a quarter note E4. The fourth measure contains a quarter note D4, a quarter note C4, and a quarter note B3.



11. МУЗЫКАНТЫ

Села утка за рояль
И сказала: «Кряк,
Я сыграю вам сейчас
Польку-краковяк».

Слон настроил контрабас,
И промолвил он:
«А теперь сыграю я
Вальс „Осенний сон“».

Учитель:

The musical score is written for a piano and consists of two systems. The first system contains the first two staves, and the second system contains the next two staves. The music is in 2/4 time and features a simple, rhythmic melody with chords. The first staff of each system is the bass line, and the second staff is the treble line. The score includes various musical notations such as notes, rests, and accidentals.

Ученики:



12. ВОРОНА

Летела ворона и села на куст,
Подумав, что он безопасен и пуст.
А там, за кустом, притаился украдкой
Отважный охотник с огромной рогаткой.

Учитель:

The musical score is written for a single instrument, likely a piano or organ, in a 4/4 time signature. It consists of two systems of two staves each. The first system contains the first two lines of music, and the second system contains the next two lines. The melody is written in the upper staff, and the accompaniment is in the lower staff. The key signature has one flat (B-flat). The music features a mix of eighth and quarter notes, with some phrases marked with slurs. The piece concludes with a final cadence in the second system.

Ученик:

Musical score for the first system, consisting of two staves (treble and bass clef). The music includes a melody with a slur over a sequence of notes, followed by a triplet of eighth notes. The bass staff provides a simple accompaniment with quarter notes and rests.

Musical score for the second system. The treble staff continues the melody with a slur and a triplet. The bass staff continues the accompaniment with quarter notes and rests.

Musical score for the third system. The treble staff concludes the melody with a triplet of eighth notes. The bass staff concludes the accompaniment with quarter notes and rests.





ЗНАКОМЬТЕ

МЕЛОДИИ

(Песенки с аккомпанементом)



13. АНДРЕЙ-ВОРОБЕЙ



Андрей-воробей,
Не гоняй голубей!

14. ДО-РЕ-МИ



До-ре-ми, до-ре-ми,
Эти клавиши нажми.



15. СОРОКА-ВОРОНА

Any-notes.com




Сорока - ворона
кашу варила.
На порог скакала,
всех зазывала.

Any-notes.com

Мир-звуков.рф

Подсказка!



1 2 3 4 5

16. КОЛЫБЕЛЬНАЯ

Баю-баюшки-баю,
 не ложися на краю.
 Придѣт серенький волчок
 и укусит за бочок.

КВИНТА




17. ДИНЬ-ДОН



Musical score for the song "Динь-дон". The score is written on two systems of staves. The first system consists of a treble clef staff and a bass clef staff. The treble clef staff has a key signature of two sharps (F# and C#) and a 3/4 time signature. The bass clef staff has a key signature of two sharps (F# and C#) and a 4/4 time signature. The second system also consists of a treble clef staff and a bass clef staff, both with a key signature of two sharps (F# and C#) and a 4/4 time signature. The music is written in a simple, child-friendly style with large notes and stems.

Динь-дон, динь-дон,
В зоопарке ходит слон.

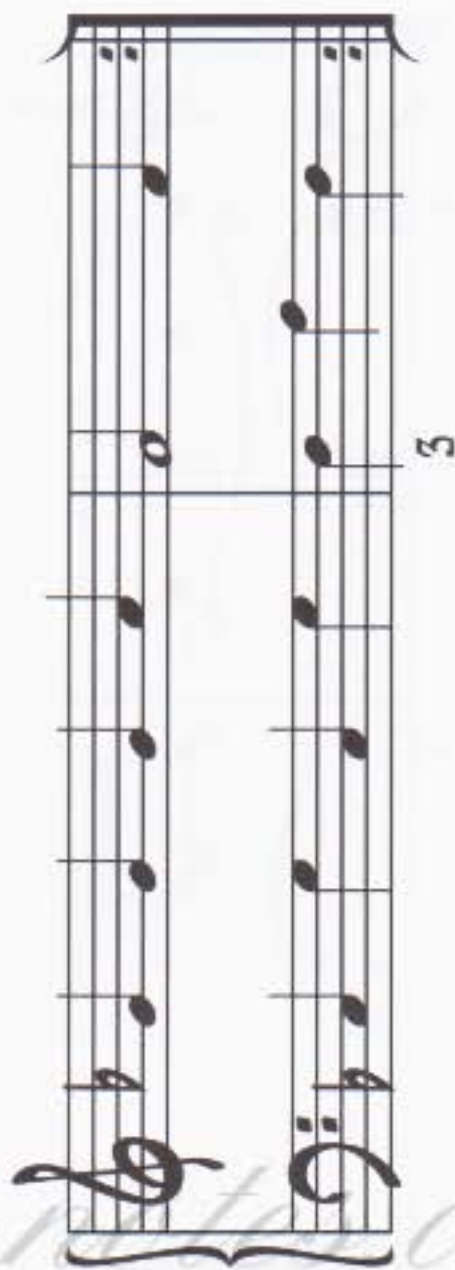
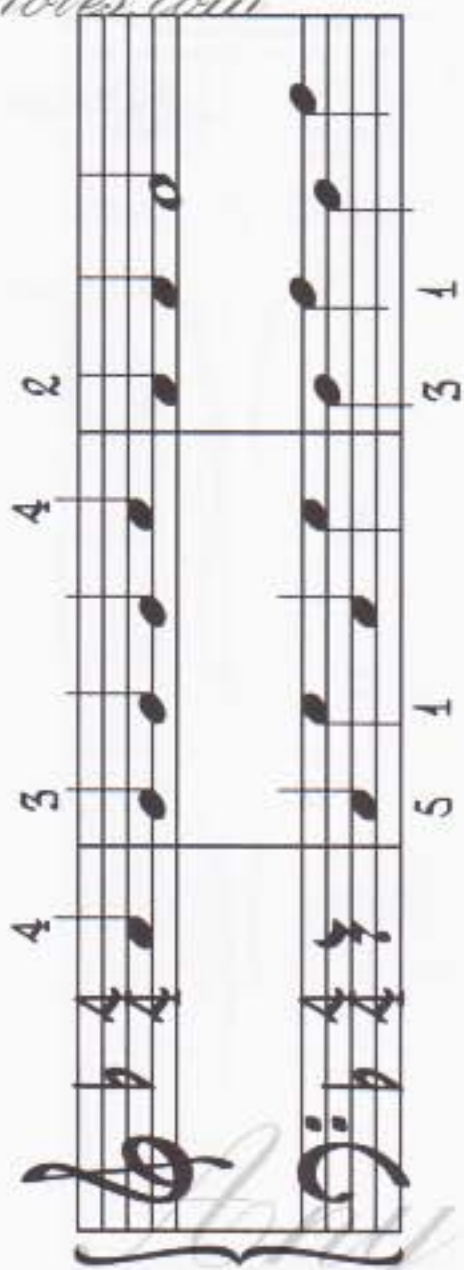
18. БАЛАЛАЙКА



Заиграй-ка, балайка,
Балайка в три струны!
Запевайте, не зевайте,
Выходите, пласуньки!



19. СЧИТАЛКА



На улице две курицы
с петухом дерутся.
Две девицы-красавицы
смотрят и смеются.



Musical score for the song 'Помощница' (Helper). It consists of two systems of staves. The first system has a treble clef and a 2/4 time signature. The melody is written in the treble clef, and the bass line is in the bass clef. The second system continues the melody and bass line. Fingerings are indicated by numbers 1-5. The score is written in a simple, child-friendly style.

Встану рано поутру
и кровать я приберу.
Личико умою
тёплой водою.



... И НОВЫЕ ПЕСЕНКИ И ПЬЕСКИ 21. ЗА МАЛИНОЙ

Musical score for the song 'За малиной' (For Raspberry). It consists of two staves: a treble clef staff for the melody and a bass clef staff for the accompaniment. The melody starts on a G4 note and moves up stepwise to a D5 note. The accompaniment consists of a simple bass line. Fingerings are indicated by numbers 1-5. A '2' is written below the final notes of both staves.



Зайка Мишеньку спросил:
«Ты куда, дружок, ходил?»
Мишка Зайке отвечал:
«Я малину собирал».

A musical staff with a treble clef and a 2/8 time signature. The word 'терция' (terce) is written below the staff. The staff is framed by a decorative wooden border.

Подсказка!

A diagram of a piano keyboard showing the notes Min (Mi) and Sol (Do). The notes are highlighted in black. Below the keyboard, the numbers 1, 2, 3 are written, indicating the fingerings for the notes.

22. ЧАСЫ

Musical score for the song 'Часы' (The Clock). The score is written for a piano and includes a vocal line. The tempo is marked 'LEGGERO'. The key signature has one flat (B-flat), and the time signature is 2/4. The score consists of two systems of staves. The first system contains the vocal line and the piano accompaniment. The second system contains the piano accompaniment. The score includes various musical notations such as notes, rests, and fingerings (e.g., 1, 2, 3, 4, 5).

Час мы пробигли,
луну торопилиги.

Скоро уж два,
а светает едва.



ВОЛЫТЫ — это разные окончания одной мелодии.



23. АЙ, ДУ-ДУ

Русская народная песня

Musical score for the Russian folk song "Ay, Du-Du, Du-Du". The score is written for voice and piano accompaniment. The key signature has one sharp (F#), and the time signature is 4/4. The melody is in the treble clef, and the accompaniment is in the bass clef. The score includes fingerings (1, 2, 3, 4) and the instruction "NON LEGATO".



АЙ, ДУ-ДУ, ДУ-ДУ, ДУ-ДУ.
Сидит ворон на дубу.

Сидит ворон на дубу
и играет во трубу.
Труба то́ченная, позолоченная.

24. СЛОНИХА НА ПОДОУАКЕ

Musical score for the song "СЛОНИХА НА ПОДОУАКЕ". The score is written for two staves: a treble clef staff and a bass clef staff. The key signature has two sharps (F# and C#), and the time signature is 4/4. The melody is written in the treble clef, and the bass line is in the bass clef. The score includes fingerings (1-5) and articulation marks like slurs and accents.




БЕКАР отменяет # или b.



25. ОБЕЗЬЯНКИ

Musical score for the song 'Обезьянки' (Monkeys). The score is written for piano and voice. It consists of two systems of staves. The first system includes a piano introduction with a treble and bass clef, followed by a vocal line. The second system continues the vocal line with piano accompaniment. Fingerings and articulation marks are provided throughout the score.



26. БАБУШКИНА СКАЗКА

The first system of the musical score consists of two staves. The upper staff is in treble clef with a 4/4 time signature. It features a melody with a long slur over the first four measures, followed by a quarter note in the fifth measure. The lower staff is in bass clef and provides a simple accompaniment of quarter notes. Fingerings are indicated with numbers 1, 2, 3, 4, and 5.

The second system continues the melody and accompaniment. The upper staff has a slur over the first two measures, followed by a quarter note. The lower staff continues with quarter notes. Fingerings are indicated with numbers 1, 2, 3, 4, and 5.

The third system concludes the piece. The upper staff has a slur over the first three measures, followed by a quarter note. The lower staff continues with quarter notes. Fingerings are indicated with numbers 1, 2, 3, 4, and 5.



27. НОСОРОГ И ВОРОБЕЙ



Musical notation for the first system, including treble and bass staves with notes and fingerings (1, 4, 2, 5).

Musical notation for the second system, including treble and bass staves with notes and fingerings (1, 4, 4, 2, 5).

Musical notation for the third system, including treble and bass staves with notes and fingerings (1, 4, 4, 3, 5).



УЧИСЬ СЧИТАТЬ!



Размер 4

4

Раз-	два-	три-	четыре-
и -	и	и	и

Раз-дз и - и два-д и - и три-и и - и четы-ре и - и

СЧИТАЙ И ХЛОПАЙ!




Any-notes.com

28. ДОГОНАЛКИ

ЭТЮД № 1

Musical score for 'ЭТЮД № 1' in 2/4 time. The score consists of two systems of two staves each. The first system contains measures 1-4, and the second system contains measures 5-8. The melody in the upper staff features eighth and sixteenth notes, with triplets and pairs of notes. The bass line in the lower staff consists of quarter notes. A large watermark 'Any-notes.com' is visible across the score.



Этюд № 2


Musical notation for the first system of the study. It consists of two staves, treble and bass clef, in 2/4 time. The first staff contains a sequence of eighth notes, followed by a pair of eighth notes beamed together, and then a quarter note. The second staff contains a sequence of eighth notes, followed by a pair of eighth notes beamed together, and then a quarter note. There are dynamic markings of '2' and '3' above the notes.

Musical notation for the second system of the study. It consists of two staves, treble and bass clef, in 2/4 time. The first staff contains a sequence of eighth notes, followed by a pair of eighth notes beamed together, and then a quarter note. The second staff contains a sequence of eighth notes, followed by a pair of eighth notes beamed together, and then a quarter note. There are dynamic markings of '2', '3', and '4' above the notes.



Этюд № 3



Musical score for 'Этюд № 3' (Etude No. 3). The score is written for two staves (treble and bass clefs) in 2/4 time. It consists of 12 measures. The melody is primarily composed of eighth notes and quarter notes, with frequent triplets (indicated by a '3' above the notes) and some sixteenth-note runs. The bass line provides a steady accompaniment with quarter notes and eighth notes. A watermark 'Any-notes.com' is visible across the middle of the score.



Этюд № 4


The first system of musical notation consists of two staves. The left staff is in treble clef with a 2/4 time signature. It contains a melody with a triplet of eighth notes (marked '3') and several eighth notes. The right staff is in bass clef with a 2/4 time signature, providing a simple accompaniment. Fingering numbers 2, 3, and 4 are indicated below the notes.

The second system of musical notation continues the piece with two staves. The left staff (treble clef, 2/4) features a melody with eighth notes and a triplet. The right staff (bass clef, 2/4) continues the accompaniment. Fingering numbers 2 and 4 are shown below the notes.




Этюд № 5

Musical score for 'Этюд № 5' in 2/4 time. The score consists of two systems of two staves each. The first system contains two measures, and the second system contains two measures. The music features eighth and sixteenth notes, often beamed together. Fingerings are indicated by numbers 1-5. The first system ends with a double bar line and repeat dots. The second system begins with a repeat sign. The piece concludes with a final note on the second staff of the second system.



Этюд № 6

The musical score consists of two systems. Each system has a piano part on the left and a violin part on the right. The piano part features a sequence of eighth notes with slurs and articulation marks. The first system includes a triplet of eighth notes (marked '3') and a pair of eighth notes (marked '2'). The second system includes a quartet of eighth notes (marked '4'). The violin part consists of a single melodic line with slurs and articulation marks, mirroring the piano part's phrasing.



ЭТЮД № 7

Musical notation for the first system of the exercise. It consists of two staves connected by a brace on the left. The music is in 2/4 time. The first staff has a treble clef and a 2-measure rest. The second staff has a bass clef and a 2-measure rest. The melody starts in the second measure of the first staff and continues through the first staff and into the second staff. There are dynamic markings of '2' (piano) and articulation markings of '4', '3', and '4' above the notes.

Musical notation for the second system of the exercise. It consists of two staves connected by a brace on the left. The music continues from the first system. The first staff has a treble clef and a 2-measure rest. The second staff has a bass clef and a 4-measure rest. The melody continues through the first staff and into the second staff. There are dynamic markings of '2' and articulation markings of '4'.



29. ГРУСТНО - ВЕСЕЛО

The first system of musical notation consists of two staves. The top staff begins with a treble clef and a 2/4 time signature. It features a triplet of eighth notes (G4, A4, B4) marked with a '3' above it, followed by a quarter rest, a quarter note (B4), and a quarter note (A4). A '2' is written below the first two notes. The bottom staff begins with a bass clef and contains a quarter rest, a quarter note (G3), a quarter note (F3), and a quarter note (E3). A '2' is written below the first two notes. The system concludes with a double bar line.

The second system of musical notation consists of two staves. The top staff begins with a treble clef and a 2/4 time signature. It features a quarter rest, a quarter note (G4), a quarter note (A4), and a quarter note (B4). A '2' is written below the first two notes. The bottom staff begins with a bass clef and contains a quarter rest, a quarter note (G3), a quarter note (F3), and a quarter note (E3). A '2' is written below the first two notes. The system concludes with a double bar line.

The third system of musical notation consists of two staves. The top staff begins with a treble clef and a 2/4 time signature. It features a quarter rest, a quarter note (G4), a quarter note (A4), and a quarter note (B4). A '2' is written below the first two notes. The bottom staff begins with a bass clef and contains a quarter rest, a quarter note (G3), a quarter note (F3), and a quarter note (E3). A '2' is written below the first two notes. The system concludes with a double bar line.



47

ИГРАЕМ БОЛЕЕ СЛОЖИВЫЕ ПЬЕСКИ

30. МОЛДАВСКАЯ НАРОДНАЯ ПЕСНЯ

Не спеша

Musical notation for the first system of the Moldovan folk song. It consists of two staves: a treble clef staff and a bass clef staff. The treble staff contains a melody with notes G4, A4, B4, C5, B4, A4, G4, F4, E4, D4, C4. The bass staff contains a bass line with notes G2, F2, E2, D2, C2, B1, A1, G1, F1, E1, D1, C1. Fingerings are indicated by numbers 1-5. A watermark 'Amy-notes.com' is visible across the notation.

Musical notation for the second system of the Moldovan folk song. It consists of two staves: a treble clef staff and a bass clef staff. The treble staff contains a melody with notes G4, A4, B4, C5, B4, A4, G4, F4, E4, D4, C4. The bass staff contains a bass line with notes G2, F2, E2, D2, C2, B1, A1, G1, F1, E1, D1, C1. Fingerings are indicated by numbers 1-5. A watermark 'Amy-notes.com' is visible across the notation.




31. БЕЛОРУССКАЯ НАРОДНАЯ ПЕСНЯ

Спокойно, ласково



32. ШОТЛАНДСКАЯ НАРОДНАЯ ПЕСНЯ



Протяжно

Musical score for the Scottish folk song. It consists of two systems of music. Each system has a treble clef staff on top and a bass clef staff on the bottom. The first system includes fingerings: 1, 5, 2, 1 in the treble staff and 3, 2, 1 in the bass staff. The second system includes fingerings: 1, 5, 2 in the treble staff and 3, 2 in the bass staff. The music is written in a 2/4 time signature and features various note values and rests.

55. УКРАЇНСЬКИЙ НАРОДНИЙ ТАНЕЦЬ

Задорно

The first system of musical notation consists of two staves. The upper staff is in treble clef with a key signature of one flat (Bb) and a 2/4 time signature. It contains a melody with a triplet of eighth notes, followed by a quarter note, and then a group of four eighth notes. The lower staff is in bass clef and provides a simple accompaniment with a quarter note, a half note, and a quarter note. The system concludes with a double bar line.

The second system of musical notation continues the melody and accompaniment. It features a triplet of eighth notes, a quarter note, and a group of four eighth notes. The lower staff continues with a quarter note, a half note, and a quarter note. The system concludes with a double bar line.

The third system of musical notation continues the melody and accompaniment. It features a triplet of eighth notes, a quarter note, and a group of four eighth notes. The lower staff continues with a quarter note, a half note, and a quarter note. The system concludes with a double bar line.



34. РУССКАЯ НАРОДНАЯ ПЕСНЯ

Весело

The first system of musical notation consists of two staves. The top staff is in treble clef with a key signature of one flat (Bb) and a 2/4 time signature. It contains a melody with a triplet of eighth notes (marked '3') and a half note. The bottom staff is in bass clef with the same key signature and time signature, providing a simple accompaniment. A brace groups both staves. A '2' is written below the second measure of the bass staff.



Муз-звук.рф

The second system of musical notation consists of two staves. The top staff is in treble clef with a key signature of one flat (Bb) and a 2/4 time signature. It contains a melody with a triplet of eighth notes (marked '3') and a half note. The bottom staff is in bass clef with the same key signature and time signature, providing a simple accompaniment. A brace groups both staves. A '2' is written below the second measure of the bass staff.

РАДОСТНО

55. ПОРОГЯКА

Musical notation for the first system of the song 'Порогяка'. It consists of two staves in 2/4 time. The upper staff is the melody, and the lower staff is the accompaniment. The melody starts with a quarter note G4, followed by a quarter note A4, and a quarter note B4. The accompaniment starts with a quarter note G3, followed by a quarter note A3, and a quarter note B3. There are various musical notations including slurs, ties, and fingerings (1, 2, 3, 4, 5).

Musical notation for the second system of the song 'Порогяка'. It consists of two staves in 2/4 time. The upper staff is the melody, and the lower staff is the accompaniment. The melody continues with a quarter note C5, followed by a quarter note B4, and a quarter note A4. The accompaniment continues with a quarter note C4, followed by a quarter note B3, and a quarter note A3. There are various musical notations including slurs, ties, and fingerings (1, 2, 3, 4, 5).

Musical notation for the third system of the song 'Порогяка'. It consists of two staves in 2/4 time. The upper staff is the melody, and the lower staff is the accompaniment. The melody continues with a quarter note G4, followed by a quarter note F4, and a quarter note E4. The accompaniment continues with a quarter note G3, followed by a quarter note F3, and a quarter note E3. There are various musical notations including slurs, ties, and fingerings (1, 2, 3, 4, 5).





Поставь себе отметку:

ПРОВЕРЬ, ВСЁ ЛИ ТЫ ЗАПОМНИЛ:

